

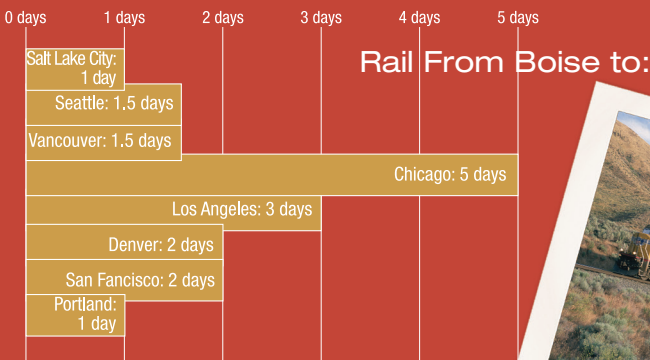
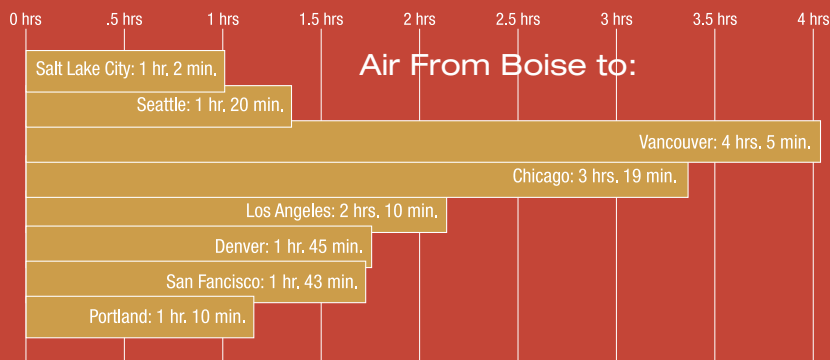
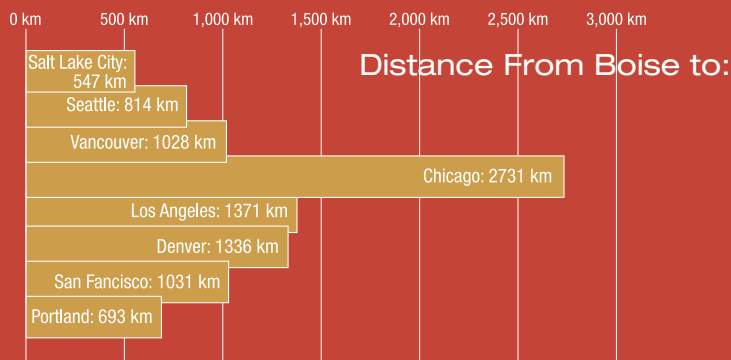
Access to Global Markets

Intermodal access to Western United States and Canada:

- **Airport:** Idaho is well connected by an efficient aviation system. There are seven commercial service airports throughout the state. Boise, Idaho's capital city, has a newly renovated, state-of-the-art facility with service to all major U.S. cities and easy connections to international flights. More than 3 million passengers transited Boise Airport in 2008.
- **Highways:** With five interstates, nearly 20 U.S. highways and 30 state highways, Idaho has a stable transport system to support all your shipping needs.
- **Rail:** Idaho supports an extensive and dynamic railroad system of over 2,414 km (1,500 miles) of rail, with 101,104,460 metric tons of freight carried in 2006. Idaho has established class I railroad companies such as Union Pacific and Burlington Northern Santa Fe that operate within the state to provide competitive shipping costs.
- **The Port of Lewiston:** Located 748 km (465 miles) from the Pacific Ocean, the Port of Lewiston is the most inland port on the west coast. The Columbia-Snake River system is supported by an inland barge service that transports bulk commodities and containerized cargo. The Port has full intermodal capabilities, and provides the largest crane, warehouse facility and grain storage facilities on the inland river system.



Travel Times



“We really see the Boise airport as a strategic weapon in our business. We ship products all over the world; we receive raw material from all over the world. So it's very important for us to really have a streamlined operation and the Boise airport provides that.” *Mike Reynoldson, Micron spokesman*